

Shriram Asset Management Co.Ltd.

Shriram Asset Management Co.Ltd. | BSE Code: 531359 | Market Data as on Date: 21 Jul 2016

Current Price (₹)	46.25	Market Cap (₹ Crores)	27.75	Book Value (₹)	9.85
52 Week High (₹)	46.30	Shares Outstanding	60,00,000	P/B Ratio	4.70
52 Week Low (₹)	19.45	Beta - Sensex	(0.22)	Earnings Per Share (₹)	-
Face Value per Share (₹)	10.00	Dividend Yield (%)	-	P/E Ratio	-

Company Info:

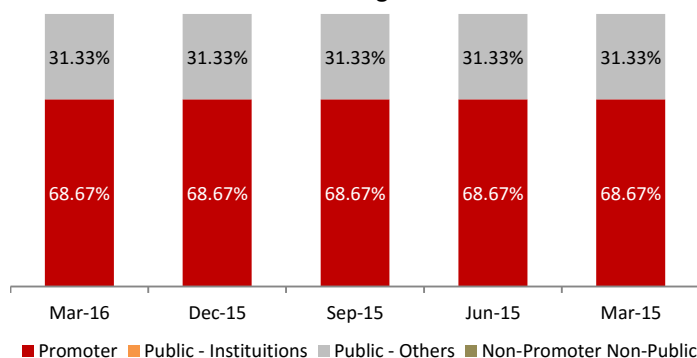
Shriram Asset Management Company Limited provides asset management services in India. The Company was incorporated in 1994 and is based in Kolkata, India. Shriram Asset Management Company Ltd operates as a subsidiary of Shriram Credit Company Limited.

Peer Comparison

	Shriram Asset	Weizmann Forex	Mudra Financial
Sales	0.20	1,115.67	0.20
PAT	(0.52)	5.06	(0.10)
Equity	6.00	11.56	5.01
EPS	(0.86)	4.37	(0.21)
OPM %	(259.49)	1.06	(3.50)
NPM %	(265.13)	0.45	(52.00)

* Peers are grouped according to sector and market cap

Shareholding Pattern



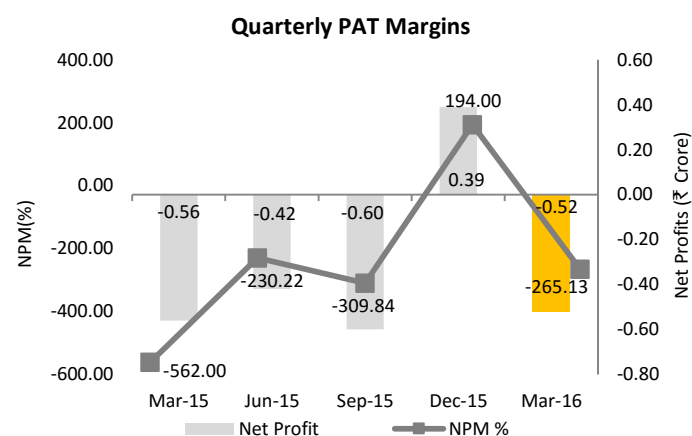
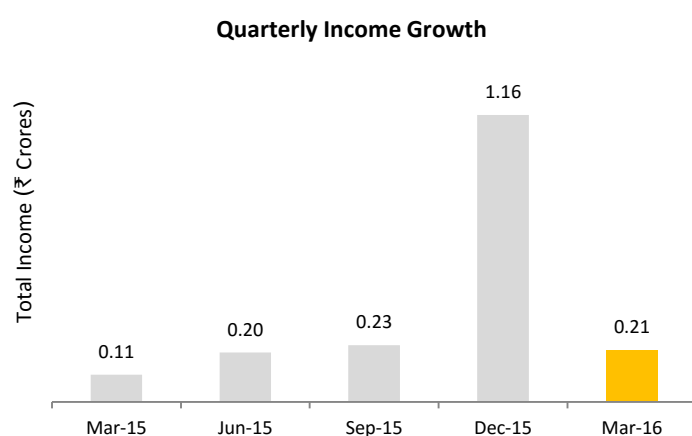
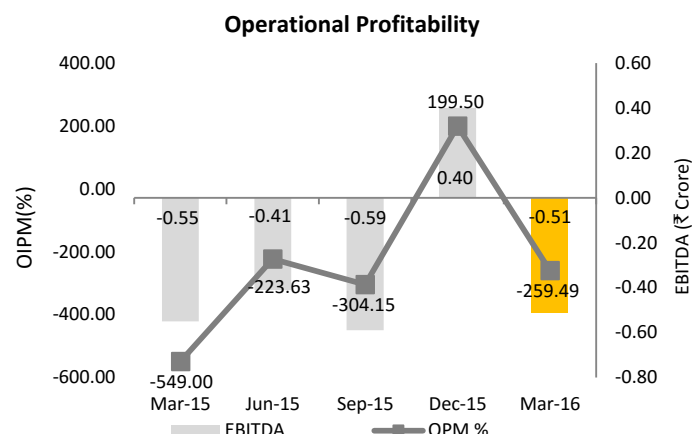
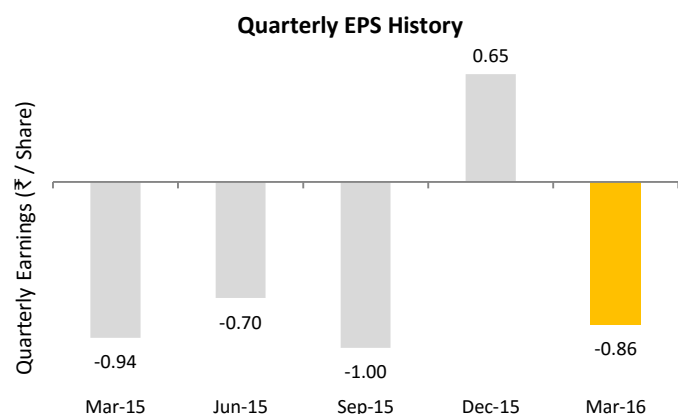
Quarterly Review - Mar 16:

The Company has recorded revenues of ₹ 0.2 Crores during the current quarter as against ₹ 0.1 Crores for the corresponding quarter last year. The Profit after Tax (PAT) for current quarter stood at ₹ -0.52 Crores.

Quarterly Results:

Income Statement

	Figures in ₹ Crores							
	Mar-16	% of (1)	Mar-15	% of (1)	Dec-15	% of (1)	Sep-15	% of (1)
Revenue	0.20		0.10		0.20		0.19	
Total Income	0.21		0.11		1.16		0.23	
Expenditure	(0.72)	-360.00%	(0.66)	-660.00%	(0.76)	-380.00%	(0.81)	-426.32%
Interest	-	-	-	-	-	-	-	-
PBDT	(0.51)	-255.00%	(0.55)	-550.00%	0.40	200.00%	(0.59)	-310.53%
PBIDT	(0.51)	-255.00%	(0.55)	-550.00%	0.40	200.00%	(0.59)	-310.53%
Depreciation	(0.01)	-5.00%	(0.01)	-10.00%	(0.01)	-5.00%	(0.01)	-5.26%
PBT	(0.52)	-260.00%	(0.56)	-560.00%	0.39	195.00%	(0.60)	-315.79%
Tax	-	-	-	-	-	-	-	-
Net Profit	(0.52)	-260.00%	(0.56)	-560.00%	0.39	195.00%	(0.60)	-315.79%

Quarter on Quarter Changes:


DISCLOSURE: THIS REPORT HAS BEEN SPONSORED BY BSE - INVESTOR PROTECTION FUND TRUST

RESEARCH ANALYST: WAHEED SHAIKH

DISCLAIMER: While SES has made every effort and has exercised due skill, care and diligence in compiling this report based on publicly available information, it neither guarantees its accuracy, completeness or usefulness, nor assumes any liability whatsoever for any consequence from its use. This report does not have any approval, express or implied, from any authority, nor is it required to have such approval. The users are strongly advised to exercise due diligence while using this report. This report in no manner constitutes an offer, solicitation or advice to buy or sell securities, nor solicits votes or proxies on behalf of any party. SES has no financial liability whatsoever, to the subscribers / users of this report. The report is released in India and SES has ensured that it is in accordance with Indian laws. Person resident outside India shall ensure that laws in their country are not violated while using this report; SES shall not be responsible for any such violation. This report should not be reproduced or redistributed or communicated directly or indirectly in any form to any other person - especially outside India or published or copied in whole or in part, for any purpose.

ABOUT SES: Stakeholders' Empowerment Services is a not for profit initiative of like-minded people with a vision to achieve a corporate governance state where all stakeholders are treated in just and fair manner. We believe that this journey can be possible only with active participation of all stakeholders. For more information please contact SES at +91 22 4022 0322, or via e-mail: info@sesgovernance.com

SEBI Reg. No. INH000000016

Stakeholders' Education | Proxy Advisory | Corporate Governance Research | Corporate Governance Score